



Terms of Use:

You May:

- Download this file by visiting www.taminglittlemonsters.com
- Save a copy of this file to your computer
- Print and use as many copies of this file as you like for personal or classroom use.
- Share the link to the Taming Little Monsters webpage where this file can be downloaded.

You May Not:

- Download this file from any site other than www.taminglittlemonsters.com
- Link directly to the PDF. You may direct people to the webpage where the PDF is available.
- Claim this file as your own
- alter this file, whether it be deletion, addition or any other matter
- Sell or profit from this electronic file in any way. This file is not for commercial use.
- Print this file and then sell those printed copy to others
- Store or distribute this file on any other website or another location where others are able to electronically retrieve it. Such as One Drive, Dropbox or Facebook, etc.
- Email or send this file in any way to anyone. They must download it themselves directly from the Taming Little Monsters website.

Copyright

All content on this website, such as text, images, graphics, logos and software is the property of Taming Little Monsters or its content suppliers and is protected under International Copyright Law. The reproduction and modification, distribution, replication, display and performance of the content of this website is strictly prohibited.

This electronic file is for personal and classroom use only. It is not for commercial purposes. By using it, you agree that you will not copy or reproduce the file except for your own personal, non-commercial use.


Questions?

If you are unclear about our Terms of Use or your intended use is not covered here, then please email us at michelle@taminglittlemonsters.com and ask before making a purchase or downloading an electronic file. We will try to respond as quickly as possible.

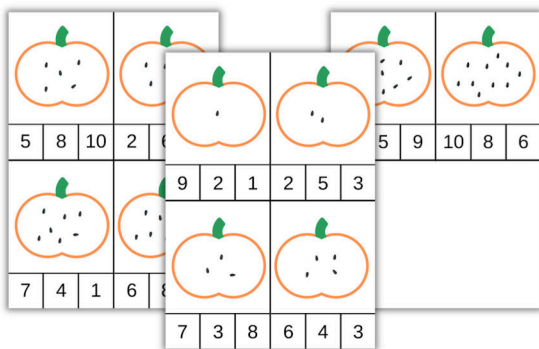
Instructions

Materials Needed

- Pumpkin Seed Count and Clip Card Printable
- A printer and paper
- Clothespins
- Laminator machine and sheets
- Scissors




What's Included



1 - 10 Pumpkin seed count and clip cards.

Instructions


1



Download and print the following templates.


Laminate the page or glue them onto a piece of thick cardboard.

2




Cut the page into the four individual cards.

3




Count how many seeds are inside the pumpkin.

4





Look at the numbers on the bottom of the card. Identify the numeral that matches the number of seeds inside the pumpkin.

5



Take a wooden clothespin, and pin it to the correct numeral.



9



2

1

2

5

3



7



3

8

6

4

3



5



8

10

2

6

3



7



4

1

6

8

3



7

5

9

10

8

6