



Terms of Use:

You May:

- Download this file by visiting www.taminglittlemonsters.com
- Save a copy of this file to your computer
- Print and use as many copies of this file as you like for personal or classroom use.
- Share the link to the Taming Little Monsters webpage where this file can be downloaded.

You May Not:

- Download this file from any site other than www.taminglittlemonsters.com
- Link directly to the PDF. You may direct people to the webpage where the PDF is available.
- Claim this file as your own
- alter this file, whether it be deletion, addition or any other matter
- Sell or profit from this electronic file in any way. This file is not for commercial use.
- Print this file and then sell those printed copy to others
- Store or distribute this file on any other website or another location where others are able to electronically retrieve it. Such as One Drive, Dropbox or Facebook, etc.
- Email or send this file in any way to anyone. They must download it themselves directly from the Taming Little Monsters website.

Copyright

All content on this website, such as text, images, graphics, logos and software is the property of Taming Little Monsters or its content suppliers and is protected under International Copyright Law. The reproduction and modification, distribution, replication, display and performance of the content of this website is strictly prohibited.

This electronic file is for personal and classroom use only. It is not for commercial purposes. By using it, you agree that you will not copy or reproduce the file except for your own personal, non-commercial use.

Questions?

If you are unclear about our Terms of Use or your intended use is not covered here, then please email us at michelle@taminglittlemonsters.com and ask before making a purchase or downloading an electronic file. We will try to respond as quickly as possible.

Instructions

Materials Needed

- Color match and clip cards
- Printer and paper
- Laminating machine and sheets
- Scissors
- Clothespins



What's Included



12 Color match and clip cards

Instructions

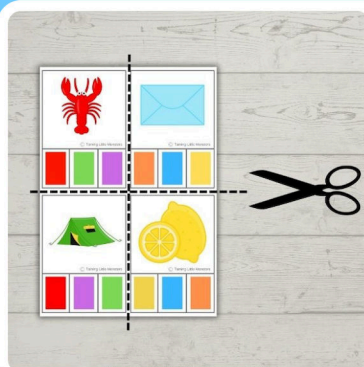
1



Download and print the color match and clip cards.


Laminate each of the pages to give the cards some extra stability.

2




Cut out the pages into the four individual cards.

3



Look at the picture on the top of the card.
What color is it?

4




Look at the three color options at the bottom
of the card. Which color matches the color of
the image?




4




Take a clothespin, and peg it onto the
correct color.







© Taming Little Monsters




© Taming Little Monsters



© Taming Little Monsters






© Taming Little Monsters








© Taming Little Monsters




© Taming Little Monsters



© Taming Little Monsters





© Taming Little Monsters










© Taming Little Monsters



© Taming Little Monsters



© Taming Little Monsters



© Taming Little Monsters

