



Terms of Use:

You May:

- Download this file by visiting www.taminglittlemonsters.com
- Save a copy of this file to your computer
- Print and use as many copies of this file as you like for personal or classroom use.
- Share the link to the Taming Little Monsters webpage where this file can be downloaded.

You May Not:

- Download this file from any site other than www.taminglittlemonsters.com
- Link directly to the PDF. You may direct people to the webpage where the PDF is available.
- Claim this file as your own
- alter this file, whether it be deletion, addition or any other matter
- Sell or profit from this electronic file in any way. This file is not for commercial use.
- Print this file and then sell those printed copy to others
- Store or distribute this file on any other website or another location where others are able to electronically retrieve it. Such as One Drive, Dropbox or Facebook, etc.
- Email or send this file in any way to anyone. They must download it themselves directly from the Taming Little Monsters website.

Copyright

All content on this website, such as text, images, graphics, logos and software is the property of Taming Little Monsters or its content suppliers and is protected under International Copyright Law. The reproduction and modification, distribution, replication, display and performance of the content of this website is strictly prohibited.

This electronic file is for personal and classroom use only. It is not for commercial purposes. By using it, you agree that you will not copy or reproduce the file except for your own personal, non-commercial use.

Questions?

If you are unclear about our Terms of Use or your intended use is not covered here, then please email us at michelle@taminglittlemonsters.com and ask before making a purchase or downloading an electronic file. We will try to respond as quickly as possible.

Valentines Counting Playdough Mats



About

Thank you so much for downloading this product. We hope that it will be a valuable resource in your Early Learning Classroom.

This activity is designed for children aged 3 years and older. It will help them to develop number recognition, counting and fine motor skills.

Prep

Step 1: Download and print the following pages.

Step 2: Laminate each page to make them reusable.

Step 3: Gather up some brown (chocolate) playdough.

Step 4: Enjoy learning.



Directions


Write it: Roll the playdough into snakes. Use these to form the numeral written. Start at the black dot and work on correct numeral formation.

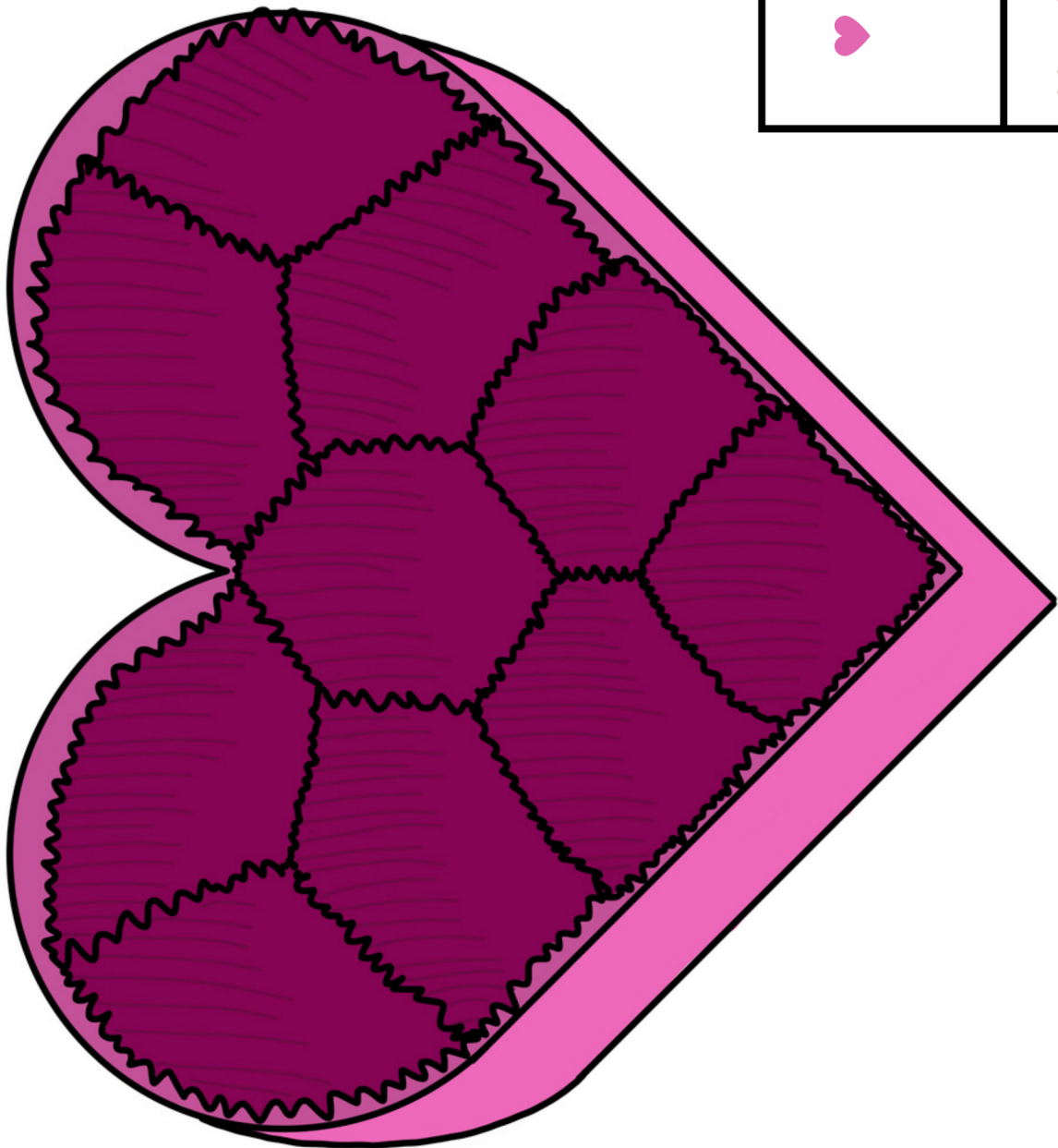
Cover it: Look at the ten frame at the bottom corner. Each section has a different number of hearts inside. Use playdough balls to cover all of the sections that contain the same number of hearts.

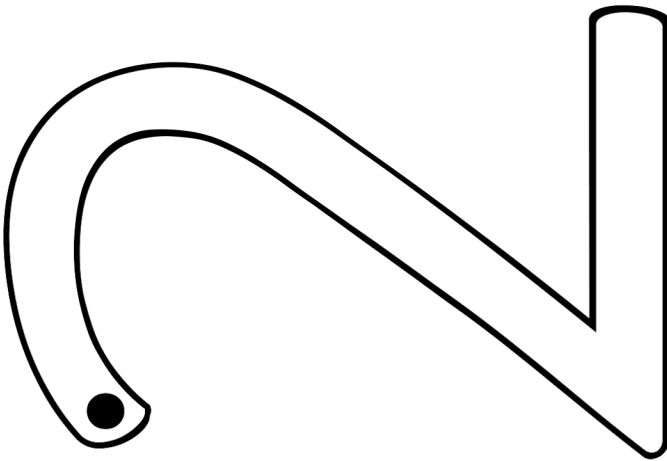
For example, if you are working on the number 5 mat, cover all of the sections that contain 5 hearts inside it.

Count it: Roll and count out more playdough balls to represent chocolates in the chocolate box. Once again, make as many balls as is written on the mat.

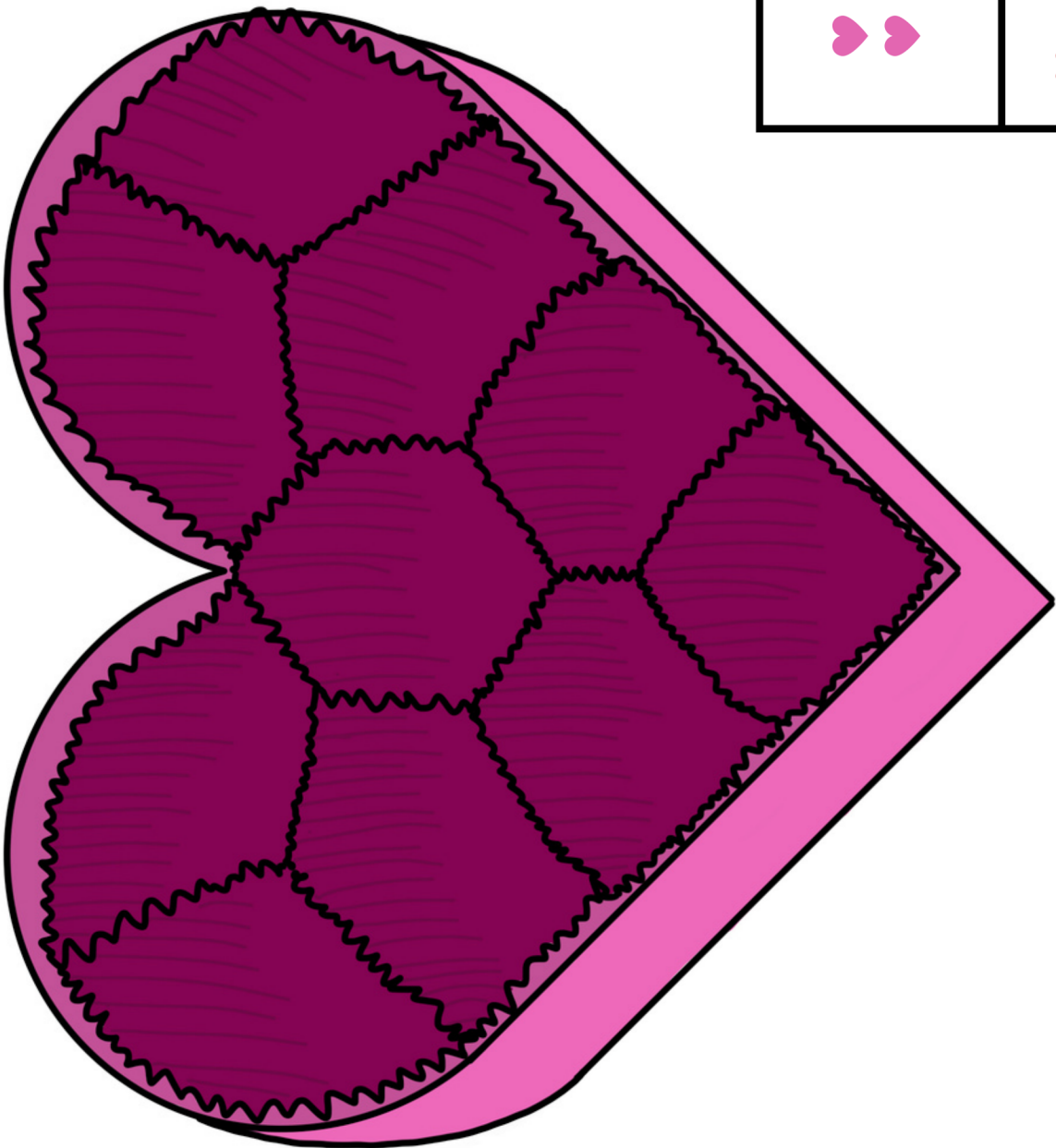
You can also shape these playdough balls to be any kind of shape you like, as well as decorate them with beads or colored yarn.

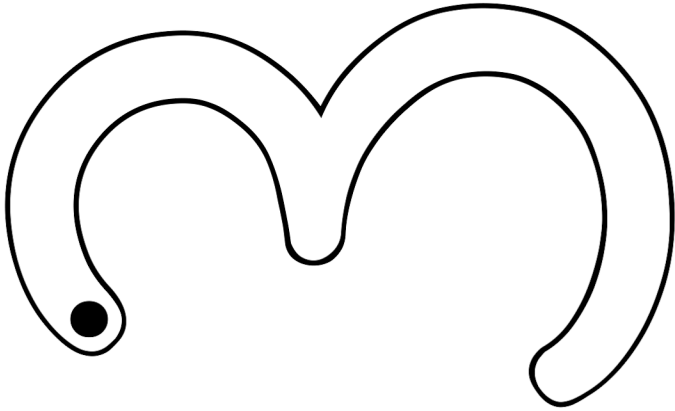


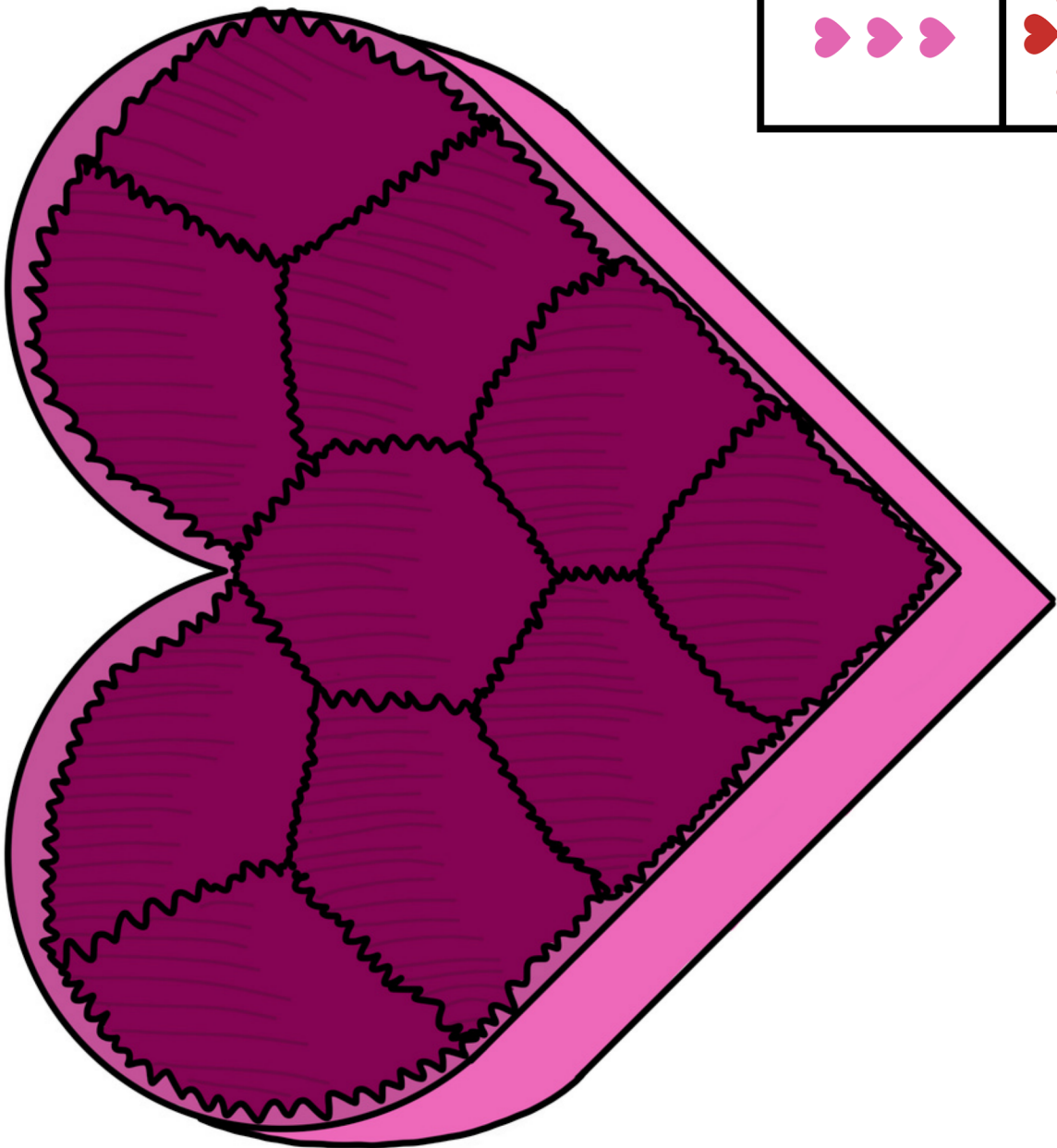


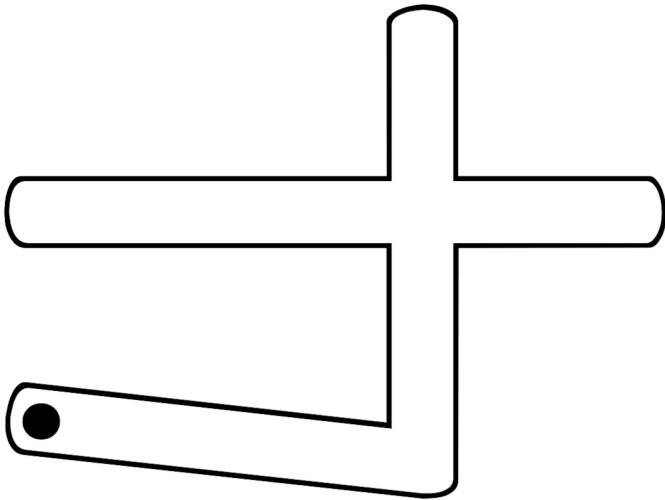


2 pink hearts	1 red heart
7 red hearts	10 pink hearts
5 pink hearts	10 red hearts
7 red hearts	2 pink hearts
2 pink hearts	6 red hearts









3 pink hearts	9 red hearts
6 red hearts	5 pink hearts
4 pink hearts	2 red hearts
7 red hearts	1 pink heart
5 pink hearts	4 red hearts

