



Terms of Use:

You May:

- Download this file by visiting www.taminglittlemonsters.com
- Save a copy of this file to your computer
- Print and use as many copies of this file as you like for personal or classroom use.
- Share the link to the Taming Little Monsters webpage where this file can be downloaded.

You May Not:

- Download this file from any site other than www.taminglittlemonsters.com
- Link directly to the PDF. You may direct people to the webpage where the PDF is available.
- Claim this file as your own
- alter this file, whether it be deletion, addition or any other matter
- Sell or profit from this electronic file in any way. This file is not for commercial use.
- Print this file and then sell those printed copy to others
- Store or distribute this file on any other website or another location where others are able to electronically retrieve it. Such as One Drive, Dropbox or Facebook, etc.
- Email or send this file in any way to anyone. They must download it themselves directly from the Taming Little Monsters website.

Copyright

All content on this website, such as text, images, graphics, logos and software is the property of Taming Little Monsters or its content suppliers and is protected under International Copyright Law. The reproduction and modification, distribution, replication, display and performance of the content of this website is strictly prohibited.

This electronic file is for personal and classroom use only. It is not for commercial purposes. By using it, you agree that you will not copy or reproduce the file except for your own personal, non-commercial use.

Questions?

If you are unclear about our Terms of Use or your intended use is not covered here, then please email us at michelle@taminglittlemonsters.com and ask before making a purchase or downloading an electronic file. We will try to respond as quickly as possible.



I Spy Instructions

Preparation

1. Download and print the following I Spy games. There are 8 different games to choose from.
2. Set out the I Spy game in your math center along with some pencils.
3. If you prefer, you can laminate each of the I Spy games and use them with whiteboard markers. Laminating the I spy games makes them more sturdy and more likely to be in good condition for your class year after year.

How to use the I Spy game

1. Look at the picture key at the bottom section of the page (below the line). Identify which picture you want to count first.
2. Count how many of that same picture are contained in the top section of the page. (Above the line)
3. Write that number in the space provided, at the bottom of the page.

This electronic file is for personal and classroom use only. It is not for commercial purposes. By using it, you agree that you will not copy or reproduce the file except for your own personal, non-commercial use.

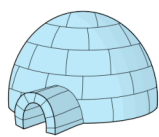
For more printable resources and play based learning activities for your early years classroom, visit www.taminglittlemonsters.com

Winter I Spy



© Taming Little Monsters













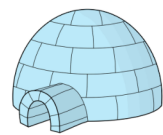




Winter I Spy



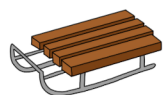
© Taming Little Monsters



Winter I Spy



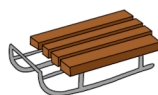
© Taming Little Monsters



Winter I Spy



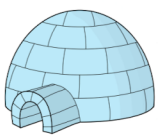
© Taming Little Monsters




Winter I Spy



© Taming Little Monsters










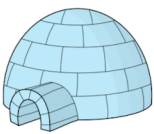
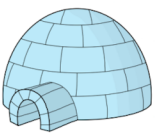
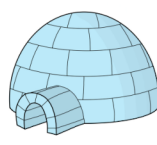

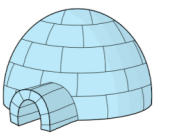

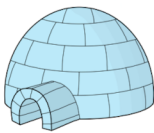
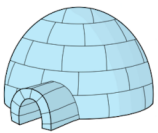

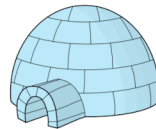
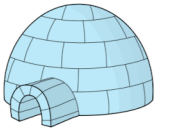
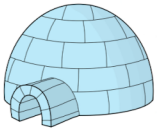








Winter I Spy



© Taming Little Monsters

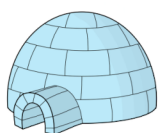
















Winter I Spy



© Taming Little Monsters



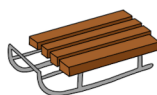














Winter I Spy



© Taming Little Monsters

